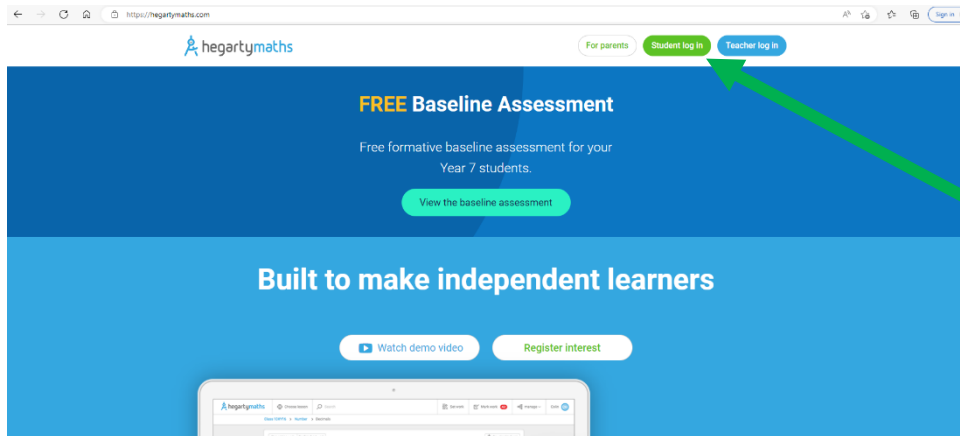


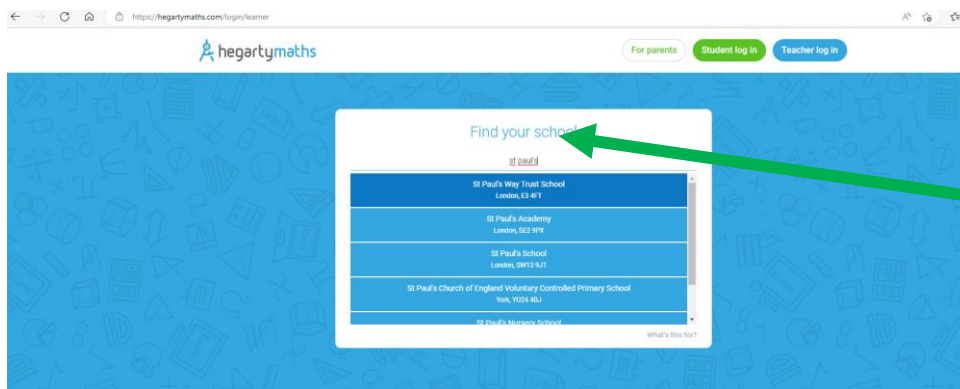
## How to access online homework platforms: Hegarty

### How to login to HegartyMaths

1. Go to [hegartymaths.com](https://hegartymaths.com) and click “Student Log In” in the top right-hand corner



2. To find your school, start typing in the school’s name. “St Paul’s Way Trust School” will then appear. Please click on this.



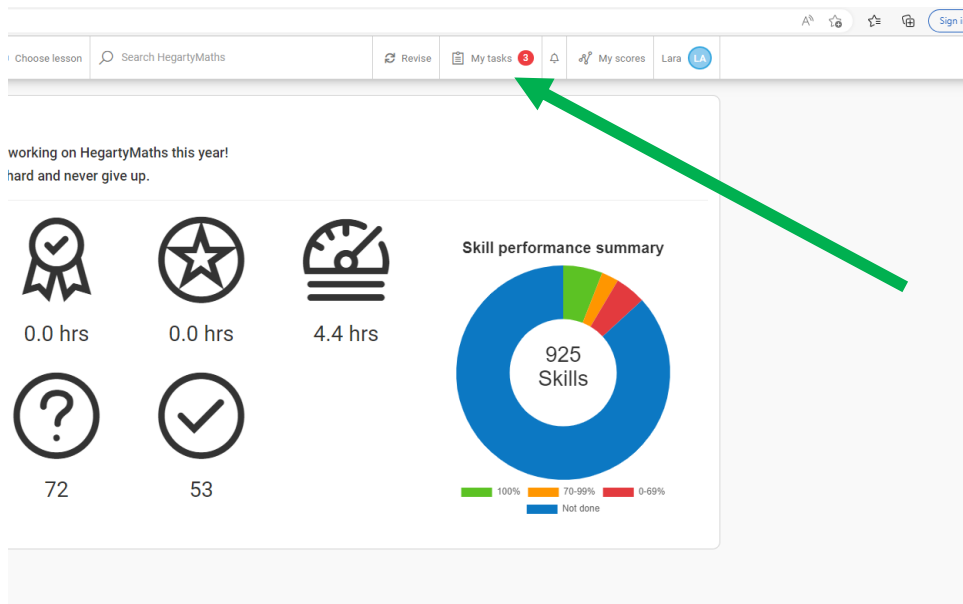
3. Then type in your First Name, Last Name and Date of Birth

a. If your first name is normally written with two names e.g. Mohammed Yasin, then you must write both names.

4. Set your password as “shapes123”. If you have already set your password, just type this in.

### Completing your HegartyMaths Homework

1. Go to “My Tasks” in the top right-hand corner.



## 2. Find the latest task and click “Start Task”

| Due date              | Teacher | Task                          | Class   | Set         | Lesson score / attempts     |
|-----------------------|---------|-------------------------------|---------|-------------|-----------------------------|
| 10:06 Wed 5th Oct 22  | Uddin   | 777 - Error intervals (4)     | 11Y/Ma2 | a month ago | <a href="#">Start task</a>  |
| 11:00 Wed 19th Oct 22 | Uddin   | 708 - Converting currency (2) | 11Y/Ma2 | a month ago | <a href="#">Start task</a>  |
| 23:59 Sun 20th Nov 22 |         | Revision                      |         | Today       | <a href="#">Start MemRi</a> |

3. In your homework book, write the date and title (and underline them!). Your title should be the title of the video.

4. Watch the video

a. Whilst watching the video, make notes. This should be at least **2 examples** from the video.

5. After you have watched the video, click “Do Quiz”.

a. Show your working out in your book and write your answer.

b. Then, type your answer into HegartyMaths

6. Mark each answer in green pen. If your answer is incorrect, write the correct answer in green pen.

